

PRAGATI

Public Sr. Sec. School

Near Borkhera Police Station, Ujjwal Vihar, Baran Road, Kota (Raj.)

[www. Pragatischool.edu.in](http://www.Pragatischool.edu.in), PH- 2333761/62/9358577761

SUMMER HOLIDAY HOME WORK

SESSION – 2023-24

CLASS – II

NAME - _____

Date - _____



Dear Parents,

We wish you and your child a very happy summer holiday. It is a time to enjoy and create a bond with family, friends and relatives. To utilize this time in the most constructive way we have prepared Holiday Homework for the students on the principle of "learning by doing" for his/her holistic development.

Kindly ensure that the holiday homework is completed by the students under your guidance.

Physical Development

- * Take your child with you for morning/evening walk.
- * Play different games like hide and seek, football, Ludo, chess etc. with your child. This will encourage them to express freely and will make them more responsible.

Language Development

- * Encourage your child to converse in English.
- * Choose any one object from your surroundings every day, let your child speak few lines on it to develop their speaking skills.
- * Kindly inculcate reading habits by reading good books.
- * We are positive that the combined endeavours shall bring about the desired all-around development of the child.

English I -

- a. Paste any two pictures of community helpers and write 2-3 lines on each in English I note book.
- b. Cursive writing -Do page no 7 to 11
- c. Learn Ch-1 (book + copy work)

English II -

- a. Write a short paragraph in the English II notebook
"How you spent your summer vacations"

Maths -

- a. Learn and write tables 2 to 6 in the Maths note book.

Creative work -

- On an A4 size sheet make any two flat Shapes using ice-cream stick and name them.
(Eg- Square, Rectangle, Triangle)

Computer -

- Do the work in computer note book.
- Paste the pictures of any 3 things that you can do on a computer'

(For reference see Pg. no. 8 of computer book)

EVS -

- Complete the work in EVS note book.
 - a. Paste 5 pictures of sense organs and write its functions in EVS note book.
 - b. Make a family tree and paste pictures of your family members, in EVS note book.
 - c. Learn ch-1 (book work + copy work)

G.K. -

- Do the following work in G.K note book.
 - a. Paste pictures of any 4 leaves of, different plants.
(Refer Pg. no. 8 of G.K book)
 - b. Paste pictures of any 4 animals with their babies in GK notebook

हिंदी -

1. मेरी हिंदी सुलेख पेज न. 11-15 करें।
2. सभी मात्राओं के तीन-तीन शब्द लिखकर उनके चित्र चिपकाए, हिंदी-1 कॉपी में ।
3. ग्रीष्मकालिन अवकाश में आप कहाँ घूमने गए दस वाक्य अपने शब्दों में लिखिए।
4. रचनात्मक कार्य-चार्ट पेपर का प्रयोग करके मात्राओं के घर बनाकर उनके 5-5 शब्द लिखिए।

Do this activity -

- Plant a seed and watch them grow.

Procedure:-

1. Take a small pot and fill it with soil.
2. Plant the seeds inside the soil.
3. Place the pot somewhere in a warm place.
4. Keep the soil moist by watering it every day.

Observe the pot for a couple of days, you see seeds will germinate or grow and seedlings begin to sprout from the seeds.

Introducing Myself

1. My name is _____.
2. I am _____ years old.
3. My birthday is on _____.
4. I live in _____.
5. The name of my school is _____.
6. I study in grade _____.
7. The name of my teacher is _____.
8. My favorite subject is _____.
9. My favorite color is _____.
10. My favorite sport is _____.
11. My favorite food is _____.
12. My hobby is _____.

Look at the pictures and write the words that rhyme with them :

can



boy



lock



pen



pot



jug



bug



nun



ten



bin



Compound Words

Use a word from the word box below to make a compound word. Use the pictures as clue.

ball flake fly fish book cup cage

gold + _____ = _____



base + _____ = _____



butter + _____ = _____



note + _____ = _____



bird + _____ = _____



snow + _____ = _____



tea + _____ = _____






Complete the story by filling in the missing letters. The picture clues will help you. When you are finished have fun reading the story.

One day the  s____n was shining. The  d____g was

sleeping. The  c____t was sleeping too. The  h____n saw

a  f____x. "Help! Help!" she shouted. The  ____at and

the  ____og hid in a  b____n. The  ____en ran

into a  h____t. The  fo____ hid in a  b____

and the  ____ ____n went on shining.

Alphabetical Order

Drag the words to arrange them in alphabetical order.

A B C D E F G H I J K L M N O P Q R S T U V W X Y Z

1.

2.

3.

4.

5.

6.

7.

8.

9.

10.

elephant



flower



house



car



ice cream



donut



alligator



jellyfish



grapes



butterfly



Instruction: Convert 'one' to 'many' by adding 's' or 'es' at the end of the word.

Brush

Table

Watch

Glass

Potato

Car

Bus

Chair

Box


Write 2 sentence about each picture

LOWEINGH FTS <https://www.stimulusresources.com/>





Color the balloons with **common noun**, Red
Color the balloons with **proper noun**, Blue



Find and circle the words hidden in the puzzle.
The words have been placed horizontally or vertically.

B	I	P	R	E	S	E	N	T	S
A	W	H	S	E	G	O	S	O	Q
L	P	S	P	R	E	T	D	Y	H
L	X	C	A	N	D	L	E	S	A
O	G	E	R	C	A	K	H	S	G
O	H	A	T	S	E	R	A	T	A
N	L	C	Y	T	U	S	P	Y	M
T	J	O	K	H	D	F	P	A	E
C	A	K	E	N	B	M	Y	V	S
A	B	I	R	T	H	D	A	Y	Z



- BALLOON
- PRESENTS
- CAKE
- CANDLES
- PARTY
- HATS
- BIRTHDAY
- GAMES
- TOYS
- HAPPY



Write the number names for:

19: _____

44: _____

23: _____

12: _____

31: _____

50: _____

5: _____

39: _____

17: _____

18: _____

46: _____

25: _____

40: _____

15: _____

3: _____


32: _____

23: _____

11: _____

28: _____

47: _____



Write the **expanded form** of the numbers below.

$$23 = \underline{20} + \underline{3}$$

$$17 = \underline{\quad} + \underline{\quad}$$

$$96 = \underline{\quad} + \underline{\quad}$$

$$74 = \underline{\quad} + \underline{\quad}$$

$$31 = \underline{\quad} + \underline{\quad}$$

$$55 = \underline{\quad} + \underline{\quad}$$

$$89 = \underline{\quad} + \underline{\quad}$$

$$42 = \underline{\quad} + \underline{\quad}$$

$$68 = \underline{\quad} + \underline{\quad}$$

$$26 = \underline{\quad} + \underline{\quad}$$

Shade the odd ice creams red & the even ones green.



Ascending & Descending order

Find the ascending order of the given numbers

11, 19, 2, 25, 6

63, 54, 34, 72, 28

12, 21, 10, 29, 7

17, 53, 15, 35, 22

29, 18, 31, 5, 40

Find the descending order of the given numbers

2, 8, 3, 5, 4

22, 18, 31, 5, 14

16, 25, 9, 32, 28

44, 11, 22, 55, 33

30, 60, 20, 10, 50

Draw a line between the ordinal number to its ordinal word.

1 st	fourth
2 nd	eighth
3 rd	second
4 th	tenth
5 th	first
6 th	third
7 th	ninth
8 th	fifth
9 th	seventh
10 th	sixth

Ordinal Numbers

Help our Friend Optimistic  Owl to colour object

Colour the 3rd Star



Colour the 7th Tree



Colour the 2nd Tortoise



Colour the 9th Sun




Colour the 5th Honeybee



Colour the 1st Bird



Colour the 8th Flower



COMMON CLASSROOM LANGUAGE WE SAY IN OUR CLASSROOM

- May I come in, please.
- May I drink water, please.
- May I go to washroom, please.
- I am sorry!
- Thank you!
- May I sit down, please.
- May I pack my bag, please.
- May I keep my books/note books in my bag, please.
- May I sharpen my pencil, please.
- May I go to fill my water bottle, please.
- May I borrow pencil/eraser from my friend, please.
- Excuse me ma'am! Please come here.
- Ma'am, I am done, please.
- May I throw this, please.
- Ma'am, I have not brought.