

**SUMMER VACATION  
HOME ASSIGNMENT  
CLASS I**

**ENGLISH**

An action verb is a word that shows what someone or something is doing.

Example: Ken and his mother cooks food.

Q. 1 Circle the action verb in each sentence below.

1. Dr. Gold examines his patient.
2. The blue bird in the tree sings beautifully.
3. The football team dashes out of the locker room.
4. Reena solves the mystery.
5. Harold finds a purple crayon.

Q 2 Tell whether each word is an action verb or noun.

- a) Swims .....
- b) Grass .....
- c) Sneezes.....
- d) Basketball.....
- e) Pencil.....
- f) Thinks.....
- g) Bottle.....
- h) Swings.....

Q3. Do one page hand writing every day.

Q4. Write 5 lines on 'Myself'.

Q5. Define and learn Noun.

Q6. Write 4 examples of noun.

Q7. Project work -

Take a piece of chart paper/sheet and paste the picture of 5 people, places, animals and things .Also make it presentable.

Q8. Write one word for the following.

- a) A place where cooking is done.....
- b) An animal with long trunk.....
- c) A place where we go to study and play.....
- d) We give you fruits and shade.....
- e) I am the king of the jungle and I have a mane.....

Q.9. Name any five things that you may find in your classroom. Draw and color them.

Q.10. Write any five sentences on 'my favorite game'.

**MATHS**

Q. 1 Write the number names of following.

- |             |              |             |
|-------------|--------------|-------------|
| 1. 89=..... | 2. 64=.....  | 3. 76=..... |
| 4. 25=..... | 5. 100=..... | 6. 57=..... |
| 7. 93=..... | 8. 12=.....  |             |

**Q. 2 Skip counting.**

- 1. 3, 6, 9 .....
- 2. 5, 10,15 .....
- 3. 4,8,12.....
- 4. 2, 4,6.....

**Q. 3. Write the numerals of the following.**


- 1. Sixty two=.....
- 2. Fifty seven=.....
- 3. Eleven=.....
- 4. Forty eight=.....
- 5. Eighty one=.....
- 6. Seventy three=.....
- 7. Nine=.....
- 8. Thirteen=.....

**Q4. Write counting from 1 to 500.**


**Q5. Write and learn the number names One to Twenty.**

**Q6. Learn and write tables 2 to 10 .**


**Q7. Add one more.**




+




=




+



=



+



=

**Q8. Add the object**

1.		+		=	<input type="text"/>
2.		+		=	<input type="text"/>
3.		+		=	<input type="text"/>
4.		+		=	<input type="text"/>
5.		+		=	<input type="text"/>
6.		+		=	<input type="text"/>
7.		+		=	<input type="text"/>
8.		+		=	<input type="text"/>

**Q9. Horizontal addition -**

1)  $4 + 3 = \underline{\quad}$     2)  $5 + 2 = \underline{\quad}$     3)  $7 + 1 = \underline{\quad}$

4)  $4 + 4 = \underline{\quad}$     5)  $3 + 6 = \underline{\quad}$     6)  $8 + 2 = \underline{\quad}$

7)  $5 + 2 = \underline{\quad}$     8)  $9 + 0 = \underline{\quad}$     9)  $5 + 0 = \underline{\quad}$

Q10. Vertical addition -

$\begin{array}{r} 1 \\ + 3 \\ \hline \end{array}$	$\begin{array}{r} 4 \\ + 5 \\ \hline \end{array}$	$\begin{array}{r} 1 \\ + 6 \\ \hline \end{array}$	$\begin{array}{r} 5 \\ + 1 \\ \hline \end{array}$
$\begin{array}{r} 1 \\ + 7 \\ \hline \end{array}$	$\begin{array}{r} 1 \\ + 5 \\ \hline \end{array}$	$\begin{array}{r} 6 \\ + 3 \\ \hline \end{array}$	$\begin{array}{r} 2 \\ + 6 \\ \hline \end{array}$
$\begin{array}{r} 1 \\ + 1 \\ \hline \end{array}$	$\begin{array}{r} 3 \\ + 3 \\ \hline \end{array}$	$\begin{array}{r} 4 \\ + 1 \\ \hline \end{array}$	$\begin{array}{r} 7 \\ + 1 \\ \hline \end{array}$
$\begin{array}{r} 1 \\ + 8 \\ \hline \end{array}$	$\begin{array}{r} 1 \\ + 2 \\ \hline \end{array}$	$\begin{array}{r} 6 \\ + 1 \\ \hline \end{array}$	$\begin{array}{r} 2 \\ + 2 \\ \hline \end{array}$
$\begin{array}{r} 1 \\ + 4 \\ \hline \end{array}$	$\begin{array}{r} 7 \\ + 2 \\ \hline \end{array}$	$\begin{array}{r} 1 \\ + 1 \\ \hline \end{array}$	$\begin{array}{r} 7 \\ + 1 \\ \hline \end{array}$

Q11. Project work -  
Take a sheet/blank paper and draw (A) small - big tree , (B) thin - thick box , (C) tall - short flag.

Q12. Prepare any 2 models of Solid shapes like cube, cuboid , Cone , Cylinder .  
(Children may use colorful sheets, poster color and others decorative items or waste material to make the models.)

Q13. Learn and write the tables from 2 to 10 .

Q14. Circle the biggest number.

- 1. 28, 58, 13, 48
- 2. 100, 96, 46, 25
- 3. 66, 83, 09, 30
- 4. 4, 78, 62, 17
- 5. 35, 97, 16, 99

Q15. Circle the smallest number.

- 1. 13, 6, 25, 91
- 2. 82, 32, 11, 51
- 3. 65, 45, 57, 27
- 4. 18, 24, 07 54
- 5. 74, 37, 68, 35

EVS

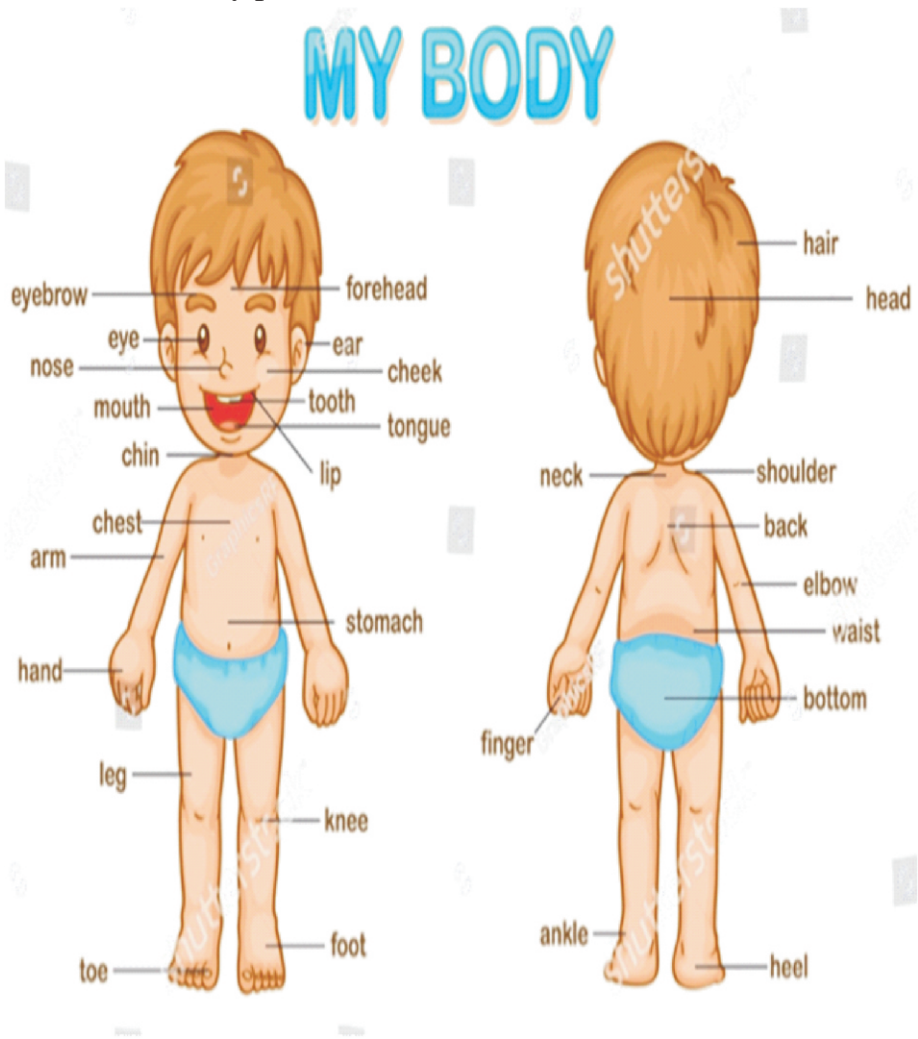
Q.1 Rearrange the letters to find the names of body parts

- |                 |                  |                       |
|-----------------|------------------|-----------------------|
| A. rea .....    | B. gel .....     | C. nhad .....         |
| D. enos .....   | E. infegsr ..... | F. cnek .....         |
| G. hinc .....   | H. haed .....    | I. toof .....         |
| J. keen .....   | K. humtb .....   | L. shloudre .....:... |
| M. tueong ..... | N. oets .....    | O. ousmht .....       |
| P. boele .....  | Q. eelh .....    | R. hari .....         |

- Q.2. Fill in the blanks**
- A. We can run with this part of body \_\_\_\_\_
  - B. Total number of fingers in one hand \_\_\_\_\_
  - C. We can lift any object with this body parts \_\_\_\_\_
  - D. We can breathe with the help of \_\_\_\_\_
  - E. We see things around us with the help of \_\_\_\_\_

- Q.3. Draw the followings**
- A. Eyes    B. Ears    C. Nose    D. Hand

- Q4. Learn and write the name of 5 sense organs.**
- Q5. What do we do with our eyes?**
- Q6. What do we do with our nose?**
- Q7. What do we do with our tongue?**
- Q8. What do we do with our skin?**
- Q9. What do we do with our ears?**
- Q10. Project work - Paste the pictures of five sense organs .**
- Q11. Learn the names of the body parts.**



**GK**

- Q1. What is the name of our country?**
- Q2. How many states are there in our country?**
- Q3. What is the capital of our country?**
- Q4. Name the colours of Indian flag.**
- Q5. How many spokes are there in Ashok chakra?**
- Q6. In which state do we live in?**
- Q7. What is the name of our city?**
- Q8. What is the name of our national flower?**
- Q9. What is the name of our national bird?**
- Q10. What is the name of our national animal?**

## LIFE SKILLS

Q1. Brainstorm the good hygiene practices with the family members. Make a poster of it.

.

Q2. Tick the correct answer.

• To save water we should

A) close the tap ( ) B) open the tap ( )

• We should

A) kick animals ( ) B) love animals ( )

• When you try hard you will

A) win ( ) B) lose ( )

• When I complete my work. My teacher will be

A) happy ( ) B) sad ( )

• We wash our \_\_\_\_ before eating

A) legs ( ) B) Hands ( )

Q3. Write 2 things that makes you happy

Q4 Learn the following rules -

## Classroom Rules

We share & help each other



We are kind to each other

We always try our best



We have positive attitudes

We always follow direction



We listen to each other

We understand that we are all different



## HOUSE RULES

We share & look after toys



No screaming or shouting

No jumping on the furniture



We use kind words to each other

We listen to each other



We eat nicely at the table

We ask before taking or doing



We take off our shoes inside

We use our manners

EXCUSE ME

THANK YOU



## HINDI

### HINDI

प्र.1 आ – की मात्रा के दस शब्द लिखे।

प्र.2 इ – ि की मात्रा के दस शब्द लिखे।

प्र.3 ई –ी की मात्रा के दस शब्द लिखे।

प्र.4 प्रतिदिन एक पेज सुलेख करें।

प्र.5 वाक्य बनाइए :

गमला, बरसात, मकान, किसान, सितार, शनिवार, खरीर, शीतल, राजधानी

प्र.6 'मेरा विद्यालय' के बारे में पाँच वाक्य बनाइए।

प्र.7 बिना मात्रा वाले पाँच शब्द लिखे।

प्र.8 आ – की मात्रा वाले पाँच शब्द लिखे।

प्र.9 वर्णों का मिलाकर शब्द लिखे :

ब + त + ख .....

म + ट + र .....

क + ट + ह + ल .....

ख + ट + म + ल .....

त + र + क + श .....

छ + ि + त + ि .....

त + ब + ल + ि .....

ट + म + ि + ट + र .....

अ + न + ि + र .....

त + ि + ल + ि .....

प्र.10 वाक्य पूरे करो 'मेरा परिचय'

(क) मेरा नाम ..... है।

(ख) मैं ..... साल की हूँ।

(ग) मैं ..... कक्षा में पढ़ता / पढ़ती हूँ।

(घ) मेरे शहर का नाम ..... है।

(ङ) मैं बड़ों का ..... करता / करती हूँ।

प्र.11 चित्र देखकर वाक्य बनाओ



प्र.12 हमें बड़ों का आदर करना चाहिए विषय पर सुलेख लिखिए।

प्र.13 अपने आस पास के वातावरण को देखकर 10 शब्द लिखिए।

### **DRAWING**

Draw a 1) hut 2) a joker and colour them.

### **Craft (Best out of waste activity)**

Prepare any craft with waste material available at home .

.