

PRAGATI

Public Sr. Sec. School

Near Borkhera Police Station, UjjwalVihar,
Baran Road, Kota (Raj.) [www. Pragatischool.edu.in](http://www.Pragatischool.edu.in), PH- 0744 -2333761-62, 9358577761

NAME - _____

CLASS-II

SUMMER VACATION HOME ASSIGNMENT



Summer is messy,

Summer is fun,

Trips to the beach,

In the hot, hot Sun,

Let's give summer,

A big fat cheer!

Summer is the best time of the year.

Dear Parent,

Children are born with natural curiosity and inquisitiveness about the world around them. It is important for us to help them keep this spark alive and to make learning fun.

Summer Vacation is just round the corner, let every moment of this vacation be a time to unit, connect and enjoy beautiful moments with your child.

Here are some activities given to help your child become independent and confident:-

Independent Me

- Buttoning and Unbuttoning
- Hanging school bags
- Keep belongings back in their place
- Filling the water bottles
- Keeping room clean and well-organized
- Opening and closing tiffin box

Alone we can do so little: together we can do so much. (Social Skills)

- Wish your elders with a smile
- Go outdoors and play with your friends
- Share things with your friends
- Use magical words: Sorry, Please, Excuse Me, Thank you

One, who maintains cleanliness, keeps away diseases. (Personal Hygiene)

- Brushing teeth twice a day.
- Combing hair regularly
- Bathing everyday
- Washing hands before and after meals.
- Trimming nails regularly.

Developing Motor Skills

- ❖ Working on Gross Motor Skills helps a child gain strength and confidence in his/her body. Do activities like catching a ball, balancing, moving like an animal, cycling, jumping on a trampoline, hopping on one foot etc.
- ❖ Fine Motor Skills involve the use of the small muscles that control the hand, fingers and thumb. Activities like buttoning and zipping clothes, colouring, clay moulding, building with legos and blocks, beading etc. helps to build a child's self-esteem and confidence also.

For the Parents

Reading is Fun

Children are made readers on the laps of their parents.

- Make reading a regular practice with pictures and large text.
- Read out value based stories from panchatantra or any other story book.
- Make bed-time stories a part of your child's daily routine.

Be a Friend

- Identify a family game like cricket, football, volleyball, etc. and play with your child every weekend.
- Take your child for nature walk and explore different leaves, insects, pebbles, these while walking.

YUMMY FOR TUMMY

Get creative and make a table mat on an A-4 size pastel sheet. Write your ward's name using ear-bud printing in the center and paste pictures of food articles/items which he/she loves to eat around it.

Also give it a caption "I love to eat".

Example : As shown below-



Get it laminated from a shop only

Activity :-

- Do the noble cause for the birds
- Keep the pot on the terrace fill it with water. Let the birds drink water everyday

Learn these sentences:

1. May I come in?
2. May I go to drink water?
3. May I go to washroom?
4. Give me your pencil?
5. Excuse me!
6. Sorry!
7. Thank you!
8. Turn on the light/fan.
9. Close the door.
10. I am hungry.
11. I am writing, drinking, watching TV, jumping, eating etc.
12. I comb my hair.
13. May I sit down?
14. Take your pencil.
15. Open the door.
16. I am thirsty.
17. Your welcome

Q1. Read these groups of words. Tick (✓) the ones that are sentences.

- a. Som is writing a letter. -
- b. Bob dog has pet a. -
- c. To school go Let us. -
- d. Mother cooks for us. -
- e. The cat is chasing the mouse. -
- f. Drinking boy The milk is. -

Q2. Read these sentences. Circle the words that should begin with a capital letter.

- a. Jason and I are playing football.
- b. We are going to Delhi tomorrow.
- c. There are only 28 days in February.
- d. My favorite festival is holi.

Q3. Cross (X) the sentences that should not have a question mark.

- a. The little cat is orange? _____
- b. Who is your best friend? _____
- c. Paul loves to play? _____
- d. Will you play with me? _____
- e. I like to read books? _____
- f. Do you like dogs? _____

Q4. Rewrite these sentences using full stops or question marks. Use capital letters where required.

One has been for you.

- a. Pinki has a pink cycle

Pinki has a pink cycle.

- b. Did you do your home work

- c. I am going to the park with Vicky




- d. My birthday is in June


- e. Where do you live


- Form the bigger and the smaller 2- digit numbers using the given digits. (without repeating any digit)

1. 8 and 4 <div>84</div> <div>48</div>	2. 3 and 8 <div></div> <div></div>
3. 3 and 2 <div></div> <div></div>	4. 7 and 9 <div></div> <div></div>
5. 4 and 1 <div></div> <div></div>	6. 7 and 4 <div></div> <div></div>
7. 9 and 3 <div></div> <div></div>	8. 6 and 8 <div></div> <div></div>
9. 8 and 9 <div></div> <div></div>	10. 2 and 7 <div></div> <div></div>
11. 6 and 2 <div></div> <div></div>	12. 9 and 5 <div></div> <div></div>

- Pair the objects and find whether they are even or odd

	Object	Number	Even/Odd
1.		4	Even
2.			
3.			

4. 

5. 

B

Do as directed.



21	9	34	99	28
88	93	2	8	22
43	80	4	11	16
44	10	3	17	28
12	33	52	3	53
65	29	43	77	5
7	40	19	26	15

1. Colour the boxes with even numbers **red**.
2. Colour the boxes with odd numbers **green**.

C

Write whether the given numbers are even or odd.

1. 42 Even _____
2. 49 _____
3. 53 _____
4. 93 _____
5. 28 _____
6. 40 _____
7. 59 _____
8. 87 _____
9. 44 _____
10. 99 _____



Writing Numbers 1 to 100

Fill in the empty boxes by forward counting.

1			5			10
		13				20
			24		26	29
31				35		40
	42				47	
		53				58
			64		66	
				75		80
81					87	
			94			100

Complete the following by backward counting.

100						92	
			87				81
	79				74		
		68				62	
				56		53	
	49						41
			37			33	
30					24		
		18		15			
				6			1

Write the expanded form of the given numbers. One has been done for you.



3 tens + 2 ones
3 0 + 2



tens + ones
 +

62 tens + ones

77 tens + ones

29 tens + ones

53 tens + ones

45 tens + ones

Write the digit in red in the correct column.

	Tens	Ones
58		
63		
77		
82		
93		
14		

	Tens	Ones
54		
33		
48		
21		
15		
40		

	Tens	Ones
61		
75		
50		
27		
85		
47		



Before, After and Between

Follow the instructions and fill in the blanks.

What number comes **before**:



36	40
72	56
29	100
50	91
63	42

What number comes **after**:



46	79
64	91
38	23
70	56
98	48



What number comes in **between**:

49		51	32		34	93		95	56		58
65		67	28		30	98		100	77		79
36		38	72		74	89		91	45		47

What is one **less** than:



58	62
21	50
74	94
90	35
47	29

What is one **more** than:



51	78
20	46
69	80
94	79
33	91



Order of Numbers

Compare the numbers and put $>$, $<$ or $=$ sign.

49		47	79		21	34		81
22		22	82		33	65		72
50		27	93		93	40		51

Tick (✓) the **bigger** number and cross (✗) the **smaller** number in each group.

58	83	76	67	88	41	30	38	55	60
<input type="checkbox"/>	<input type="checkbox"/>	<input type="checkbox"/>	<input type="checkbox"/>	<input type="checkbox"/>	<input type="checkbox"/>	<input type="checkbox"/>	<input type="checkbox"/>	<input type="checkbox"/>	<input type="checkbox"/>
86	64	93	72	57	25	60	55	22	49
<input type="checkbox"/>	<input type="checkbox"/>	<input type="checkbox"/>	<input type="checkbox"/>	<input type="checkbox"/>	<input type="checkbox"/>	<input type="checkbox"/>	<input type="checkbox"/>	<input type="checkbox"/>	<input type="checkbox"/>

Tick (✓) the **biggest** number and cross (✗) the **smallest** number in each group.

57	91	82	95	99	68
24	59	36			
73	85	80	41	71	45
54	35	29	34	87	66
68	61	72			
78	66	76	21	25	80



Ascending and Descending Order

Arrange the following in ascending order.

56	32	43	31	81	→	<input type="checkbox"/>	<input type="checkbox"/>	<input type="checkbox"/>	<input type="checkbox"/>	<input type="checkbox"/>
48	23	34	44	33	→	<input type="checkbox"/>	<input type="checkbox"/>	<input type="checkbox"/>	<input type="checkbox"/>	<input type="checkbox"/>
20	50	80	70	60	→	<input type="checkbox"/>	<input type="checkbox"/>	<input type="checkbox"/>	<input type="checkbox"/>	<input type="checkbox"/>
39	99	72	82	100	→	<input type="checkbox"/>	<input type="checkbox"/>	<input type="checkbox"/>	<input type="checkbox"/>	<input type="checkbox"/>
41	66	55	49	93	→	<input type="checkbox"/>	<input type="checkbox"/>	<input type="checkbox"/>	<input type="checkbox"/>	<input type="checkbox"/>

REMEMBER:
Ascending order
means smaller
to bigger.



Arrange the following in descending order.

36	65	50	90	75	→	<input type="checkbox"/>	<input type="checkbox"/>	<input type="checkbox"/>	<input type="checkbox"/>	<input type="checkbox"/>
68	100	70	83	60	→	<input type="checkbox"/>	<input type="checkbox"/>	<input type="checkbox"/>	<input type="checkbox"/>	<input type="checkbox"/>
21	59	73	50	68	→	<input type="checkbox"/>	<input type="checkbox"/>	<input type="checkbox"/>	<input type="checkbox"/>	<input type="checkbox"/>
36	74	97	81	55	→	<input type="checkbox"/>	<input type="checkbox"/>	<input type="checkbox"/>	<input type="checkbox"/>	<input type="checkbox"/>
28	92	63	54	75	→	<input type="checkbox"/>	<input type="checkbox"/>	<input type="checkbox"/>	<input type="checkbox"/>	<input type="checkbox"/>

REMEMBER:
Descending
order means
bigger to
smaller.



SUMMER HOLIDAY ASSIGNMENT	
CLASS - II	
SUBJECT	ASSIGNMENT
ENGLISH I	Learn and write poem 'We love our school Pg. 19 in Eng. I notebook. Cursive writing - Do pages 5 to 9 Write 2 rhyming words of each of the following words in Eng. I notebook. a. Hand b. Look c. Tap d. Take
ENGLISH II	Write 5 sentences on "Myself" in Eng. II notebook.
HINDI I	1- (गुंजन)हिन्दी गतिविधि पुस्तिका की गतिविधि 1 से 6 पुस्तक में करें। 2. सुलेख पुस्तिका में पेज नं. 1 से 15 तक करें।
HINDI II	1. व्याकरण गतिविधि पुस्तिका की गतिविधि 1 से 6 पुस्तक में करें। 2. 1 से 20 तक गिनती हिन्दी में याद करें। 3. वर्णमाला याद करें।
MATHS	Do the following work in Maths Homework note book. 1. Learn & write Tables 2 to 5. 2. Number names 1 to 50. 3. Write ordinal numbers from 1 to 10. 4. Write even numbers between 47 and 59
COMPUTER	Paste the pictures of any 3 types of Computers and write 2 –3 lines on each one in the Computer notebook.
EVS	Complete the following work in EVS notebook. a. Paste 5 pictures of sense organs & write its functions. b. Make a family tree and paste pictures of your family members. c. Learn Ch. – 1 (bookwork and copywork).
GK	a. Paste any 4 pictures of the national symbols of India in GK notebook. b. Paste 4 pictures of famous sports stars of India and write 2-2 lines on each one in GK notebook.