

PRAGATI

Public Sr. Sec. School

Near Borkhera Police Station, Ujjwal Vihar, Baran Road, Kota (Raj.)

[www. Pragatischool.edu.in](http://www.Pragatischool.edu.in), PH- 2333761/62/9358577761

SUMMER HOLIDAY HOME WORK

SESSION – 2023-24

CLASS – I

NAME - _____

Date - _____



Dear Parents,

We wish you and your child a very happy summer holidays. It is a time to enjoy and create a bond with family, friends and relatives. To utilize this time in the most constructive way we have prepared Holiday Homework for the students on the principle of "learning by doing" for his/her holistic development.

Kindly ensure that the holiday homework is completed by the students under your guidance.

Physical Development

- * Take your child with you for morning/evening walk.
- * Play different games like hide and seek, football, Ludo, chess etc. with your child. This will encourage them to express freely and will make them more responsible.

Language Development

- * Encourage your child to converse in English.
- * Choose any one object from your surroundings every day, let your child speak few lines on it to develop their speaking skills.
- * Kindly inculcate reading habits by reading good books.
- * We are positive that the combined endeavours shall bring about the desired all-around development of the child.

English-

- Learn chapter 1 and 2 from book and notebook.
- Write one page every day in English cursive writing book from Pg. no. 10 to 30

Maths-

- Learn and write tables 2-10 in Math notebook
- Write backward counting 100-1 in Math notebook.
- Revise all the concepts done till date in book and notebook.

EVS-

- Learn chapter 1 and 2 from book and notebook.
- Exercise daily to keep yourself healthy and fit.
- Make any outdoor activity your hobby.
- Plant a tree
- Paste 5 kinds of fabrics in A 4 size sheet.
- Paste 5 kinds of grains or pulses in A 4 size sheet.

GK-

- Paste 5 pictures of domestic animals in GK notebook. (For reference see pig-10-11)
- Paste 5 pictures of national symbols in GK notebook. (For reference see pg-16)
- Learn, The Rainbow song from Pg no. 24.

Computer-

- Paste 5 pictures of man made things which are not machine in computer note book.
- Learn to use computer.

हिंदी -

1. मेरी हिंदी सुलेख पेंज' न. 11-15 करें ।
2. आ, इ, ई, उ, ऊ, ऋ, ए, ऐ, ओ, औ, अं की मात्राओं वाले दो-दो शब्द लिखकर उनके चित्र चिपकाए, कॉपी में (हिंदी-I)
3. ग्रीष्मकालिन अवकाश में आपने क्या-क्या किया दस वाक्य अपने शब्दों में लिखिए।
4. रचनात्मक कार्य -: चार्ट पेपर का प्रयोग करके सभी मात्राओं के घर बनाकर उनके 5-5 शब्द लिखिए।

ALL ABOUT ME



My name is _____



I am _____ year old.

My favorite



subject : _____




color : _____



food : _____



sport: _____



I want to be a _____



My best friend is _____

My hobby is _____

JUMBLLED WORDS

- The letters of the words are jumbled. Figure out what the word is and write it on a blank line provided.

1. ESLML - _____
2. GTIF - _____
3. NNRUGNI - _____
4. TEAN - _____
5. OJKE - _____
6. OCWDR - _____
7. EOVT - _____
8. OKNW - _____
9. OBKO - _____
10. ILHL - _____

HELP BOX

VOTE	NEAT	RUNNING	HILL	SMELL
BOOK	GIFT	KNOW	CROWD	KNOW


- Using the following words and make a sentences

1. Happy - _____
2. Birthday - _____
3. Holiday - _____
4. Play - _____
5. New - _____
6. Lock - _____
7. School - _____
8. Book - _____
9. Cycle - _____
10. Big - _____

- Write the opposites of the following words-

1. Hot - _____
2. Empty - _____
3. Day - _____
4. Clean - _____
5. Light - _____
6. New - _____
7. Fat - _____
8. In - _____
9. Come - _____
10. Up - _____

- Find the 6 hidden words in the picture given below.



1. _____
2. _____
3. _____
4. _____
5. _____
6. _____

Fill in the blanks with the letters given below to make new words:

oo

1. room

2. t_____l

3. p_____l

4. st_____l

5. br_____m

ang

1. bang

2. s_____

3. r_____

4. h_____

5. g_____

th

1. this

2. _____at

3. _____ese

4. _____ose

5. _____ere

wh

1. whip

2. _____en

3. _____ere

4. _____y

5. _____at

ing

1. sing

2. r_____

3. str_____

4. br_____

5. k_____

ch

1. chick

2. _____ain

3. _____alk

4. _____irp

5. _____at

Write the numbers **before** , **between** and **after**.

45		47	7		9	24		
35	36		17	18		14	15	
25		27		47				44
	15	16		31	32	74		76
	12		67		69		64	
12		14	43			14		16
13				19	20	34	35	
27		28	47				64	
9		11	23	24		74		

Two-Digit Addition



$$\begin{array}{r} 20 \\ +13 \\ \hline \end{array}$$

$$\begin{array}{r} 42 \\ +98 \\ \hline \end{array}$$

$$\begin{array}{r} 39 \\ +46 \\ \hline \end{array}$$

$$\begin{array}{r} 49 \\ +78 \\ \hline \end{array}$$

$$\begin{array}{r} 42 \\ +98 \\ \hline \end{array}$$

$$\begin{array}{r} 27 \\ +34 \\ \hline \end{array}$$

$$\begin{array}{r} 23 \\ +58 \\ \hline \end{array}$$

$$\begin{array}{r} 32 \\ +66 \\ \hline \end{array}$$

$$\begin{array}{r} 72 \\ +19 \\ \hline \end{array}$$

$$\begin{array}{r} 12 \\ +28 \\ \hline \end{array}$$

$$\begin{array}{r} 21 \\ +18 \\ \hline \end{array}$$

$$\begin{array}{r} 42 \\ +55 \\ \hline \end{array}$$

$$\begin{array}{r} 54 \\ +33 \\ \hline \end{array}$$

$$\begin{array}{r} 82 \\ +27 \\ \hline \end{array}$$

$$\begin{array}{r} 22 \\ +18 \\ \hline \end{array}$$

$$\begin{array}{r} 32 \\ +22 \\ \hline \end{array}$$

$$\begin{array}{r} 75 \\ +64 \\ \hline \end{array}$$

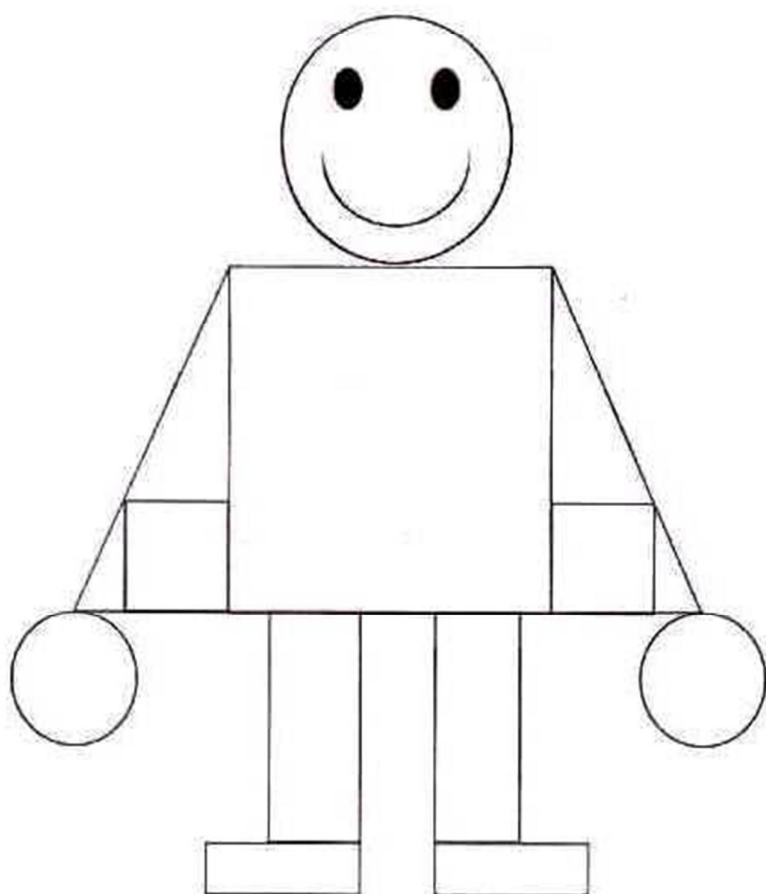
$$\begin{array}{r} 43 \\ +14 \\ \hline \end{array}$$

$$\begin{array}{r} 28 \\ +43 \\ \hline \end{array}$$


$$\begin{array}{r} 29 \\ +93 \\ \hline \end{array}$$

FUN WITH SHAPES

Count and Colour the Shapes



Count










Colour



Blue



Pink





Yellow



Orange

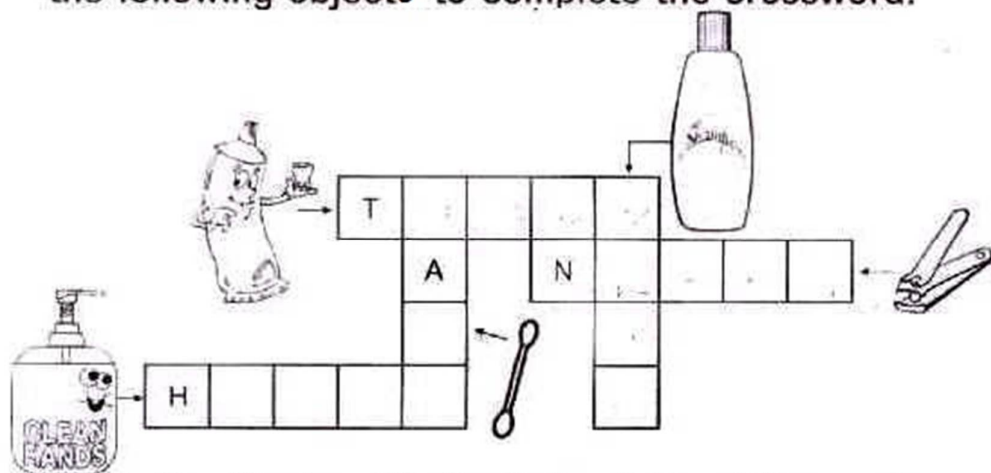
Mental Math Worksheets

1	What is $8 + 1$?	
2	Write the next number 1, 2, 3, 4, 5, 6, ____	
3	Write One Hundred and Twenty in numbers.	
4	Which number is a multiple of 2 ? 17 7 9 4 23	
5	Draw the next shape in the sequence. 	
6	Which number comes after 5 ?	
7	What is $10 - 4$?	
8	How many Circles are there? 	
9	What number is one half of 8 ?	
10	What is $10 \div 4$?	

Name

Class & Sec.....

A. Write the name of the body part that is associated with the following objects to complete the crossword.



B. Fill in the blanks with the help of the pictures given.

1. Teeth of a _____



2. Eye of a _____



3. Legs of a _____



4. Hands of a _____

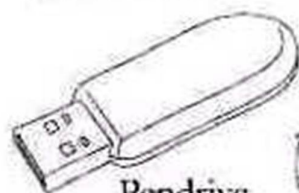


5. Hair of a _____

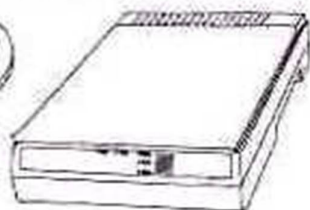


Word Search Puzzle Computer Parts

A	P	E	N	D	R	I	V	E	L
H	A	R	D	D	I	S	K	A	L
L	F	I	N	D	O	C	U	M	A
F	L	O	P	P	Y	A	T	O	P
W	H	A	M	R	O	N	U	U	T
T	I	S	M	I	G	N	T	S	O
I	S	S	N	N	A	E	C	E	P
M	O	N	I	T	O	R	E	P	I
C	A	B	L	E	N	H	T	E	T
D	C	O	M	R	A	M	P	L	E



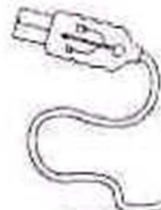
Pendrive




Scanner



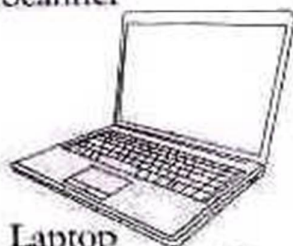
Monitor




Cable



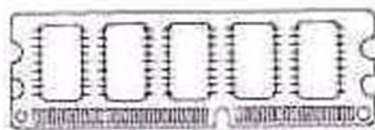
Mouse



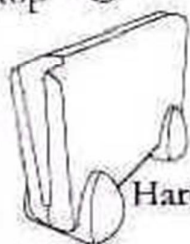
Laptop



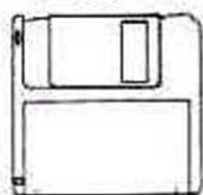
Printer



RAM



Hard Disk



Floppy

COMMON CLASSROOM LANGUAGE WE SAY IN OUR CLASSROOM

- May I come in, please!
- May I go to washroom, please.
- Excuse me ma'am! Please come here.
- May I drink water, please.
- May I go to fill the water bottle, please.
- I am done.
- What page are we on, please.
- May I throw this, please.
- "May I sharpen my pencil, please.
- I forgot my book / notebook.
- May I borrow a pencil/ eraser / sharpener from my friend, please.
- May I keep my book/ notebook in my bag, please.
- May I pack my bag, please.